













KEY:

-  Contractors Compound
-  External works: Carpark extension to be completed before building construction commences
-  Building Construction
-  Heras Fencing
-  Solid Hoarding
-  Tree protection
-  Fire exits to be maintained during construction
-  Site Access
-  Pedestrian access
-  Temporary Access to existing kitchen during construction
-  Existing Fences to remain
-  New Security Fence / Gates

CONTRACTORS COMPOUND ETC. NOTES

Site Compound

Location indicated on the plan. Compound enclosed by secure heras fencing, labelled accordingly with contractors details. All fencing is temporary and is to be removed on completion of the works.

Access, Parking and Unloading

The contractor will only be permitted to park vehicles on highways for very short periods of time for the sole purpose of loading or unloading but this must be carried out in such a way that it will not obstruct the passage of emergency vehicles. Any vehicle parked for the purpose of loading or unloading shall not be left unattended at any time. The contractor must contact Stockton Council Highways Dept, to agree any highway or footpath crossovers prior to work commencing. All areas to be made good on completion.

Deliveries

Under no circumstances will deliveries of any materials or plant be permitted between the hours of 7.45 - 9.15am and 2.45 - 3.45pm on weekdays throughout the duration of the works. No vehicles are to be moved within the site at playtimes i.e. between the hours of 10.30 - 10.45am, 12.05 - 1.00pm and 2.15 - 2.25pm (these times to be confirmed).

Skips

The skips must be of the covered lockable type, which shall remain locked at all times except when depositing waste. All skips labelled accordingly with contractor details.

Welfare Facilities (in accordance with Schedule 2 of the CDM Regulations)

The contractor must provide their own welfare facilities throughout the duration of the works. The facilities must be locked within the designated site compound as indicated on the site plan. The contractor shall clean the welfare facilities on a weekly basis, removing all rubbish and debris in the process. On completion of the works, the contractor shall thoroughly clean the welfare facilities, remove all rubbish and debris and reinstate them to its original condition. All damage shall be repaired and, if necessary, the welfare facilities shall all be redecorated to the entire satisfaction of the CA.

Toilets (in accordance with Schedule 2 of the CDM Regulations)

The contractor must provide their own toilet facilities throughout the duration of the works. The facilities must be locked within the designated site compound as indicated on the site plan. The contractor shall clean the toilet facilities on a weekly basis, removing all rubbish and debris in the process. On completion of the works, the contractor shall thoroughly clean the toilet facilities, remove all rubbish and debris and reinstate them to its original condition. All damage shall be repaired and, if necessary, the toilet facilities shall all be redecorated to the entire satisfaction of the CA. The contractor shall not, under any circumstances, be permitted to use any other toilets situated around the building or any of the schools toilet facilities. This requirement shall be rigorously enforced.

Tree Protection Fencing

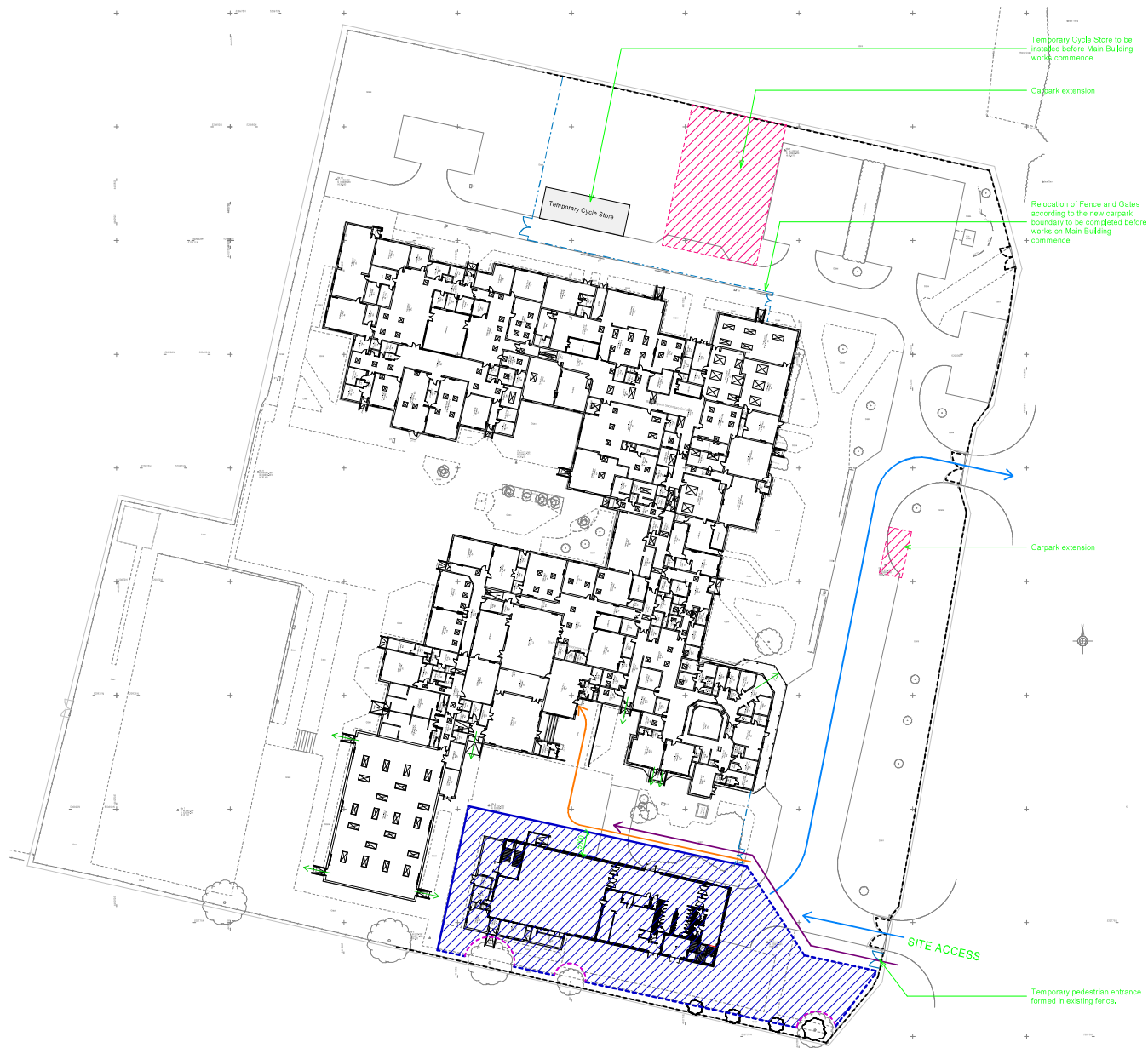
Prior to commencement of any site works, all existing trees are to be protected from damage by a tree protection fence as BS 5837:2012. Fencing should be wired to a scaffold tubing framework, and braced to prevent the fence from being pushed over. The fence may be constructed from weldmesh panels. Heras panels or chipboard. This shall be maintained in good and effective condition until the work is completed. Fencing to be located as shown, and only removed at completion of main works to allow soft landscaping to be undertaken. No materials may be stored within the root protection area of the tree. No materials should be allowed to contaminate the ground within the root spread of the tree. Trees should not be used as anchorages for equipment or for other purposes.

GENERAL NOTES

Contractor must form any temporary crossovers to existing footpaths, verges and fencing around the site boundary as required to gain access to the works. All these should be made good, back to original condition at completion of the works. Contractor to remove any asbestos as required prior to commencing any works in the individual areas. Existing grassed and paved areas must be adequately protected prior to any pedestrian or vehicular traffic. Any damage is to be repaired by the main contractor upon completion. Fire exits in existing and proposed school areas must be maintained at all times.

WHEEL WASHING

WHEEL WASHING FACILITY TO BE PROVIDED ON SITE, BY EITHER DEDICATED SYSTEM OR REGULAR ROAD CLEANING AS REQUIRED.



PN	Tender Issue	19/05/22	DJM	RD
Rev	Description	Date	By	Appr
Issued by	DJM	05/20/22	RD	
Drawn by	DJM		RD	



client name Stockton on Tees Borough Council	
project Outwood Academy Bishopsgarth Site	
drawing Constructions Management Plan and Phasing	
computer file \\P:\2021\20210119\20210119_01\20210119_01.dwg	plot date
project number 2021.00195.000	scale 1 : 500 @ A1
drawing number QA-E-AHR-ZZ-ZZ-DR-L-90008	rev P1 issue date D2

This drawing is to be read in conjunction with all related drawings. All dimensions must be checked and verified on site before commencing any work or producing shop drawings. The originator should be notified immediately of any discrepancy. This drawing is copyright and remains the property of ARR.

1 Construction Management Plan and Phasing Plan

1 : 500